

Dear Family:

It is very reassuring to know that you are helping your child at home. This week, I will continue working on **double vowel combinations**. So far, your child has been introduced to:

ay says /ā/ as in **play**

ai says /ā/ as in **bait**

ee says /ē/ as in **jeep**

ea says /ē/ as in **eat**

ey says /ē/ as in **key**

In this Unit, your child will practice two more sounds:

oi says /oi/ as in **coin**

oy says /oi/ as in **boy**

This is an easier sound for spelling. The **oi** is used in the middle of the word and the **oy** spelling is used at the end of a word. In Unit 12, we will also take time to review the six types of syllables. Remember to have fun while building your child's foundation for life-long literacy.

Sincerely,





Homework Guide

Follow These 5 Steps:

1. Dictate the word or sentence.
2. Have your child repeat it.
3. Have your child write it.
4. Read the word or sentence again and have your child proofread it carefully.
5. Check his/her work.

WEEK 1

Dictate the words and sentence to your child following the 5 steps listed above.

On Monday Dictate	Review Words	→	sturdy	chase	mascot	chirp
On Tuesday Dictate	Current Words	→	toy	broil	joyful	moist destroy
On Wednesday Dictate	Trick Words	→	favorite	early	ocean	whose ready
On Thursday Dictate	Sentence	→	Is the oil drip from that truck?			




Do the “Sentence Correction” Activity


Have your child add capitalization and punctuation. Also have him or her circle the /oi/ sound as in “boil” or “toy.”

- 1** put this in tinfoil and toss it on the grill
- 2** can you point out the blends in that word
- 3** the water is starting to boil
- 4** the soil must be kept moist
- 5** was the party for kevin noisy


Have your child choose two sentences to write on the lines below. Have him/her add capital letters and punctuation, and proofread carefully.


1





2







Do the "Read, Write and Mark" Activity

Have your child read the following words, copy them on the line and mark up the syllables.

toy toy _____ sport _____
 d

turkey _____ boy _____

spoil _____ brake _____

stain _____ points _____

soil _____ bleed _____

stone _____ enjoy _____

destroy _____ tomboy _____

noisy _____ tinfoil _____

she _____ valley _____

joy _____ girl _____



Do the "Pick the Right Vowel Team" Activity

Have your child select a vowel combination from the top of each box to form real words. Have your child write the letters on the lines. Use a dictionary as needed. Read the words.

oi or oy

t____

sirl____n

destr____

oi or oy

enj____ment

l____al

p____nt

oi or oy

t____let

ch____ce

cordur____

oi or oy

p____son

br____ler

paperb____

Have your child write the words from above on the lines below. Read the words.

oi words

oy words

WEEK 1

favorite

early

ocean

→ **Cut words into flashcards.** 1. Each night, help your child **read** all Trick Words from previous units, as well as these. 2. Have your child **trace** each new Trick Word with his or her finger and **spell** it aloud; and 3. Cover up the Trick Word and have your child write it with his or her finger on the table while naming each letter.

Writing Grid for Word and Sentence Homework

Review Words

1 2

3 4

Current Words

1 2

3 4

Trick Words

5 1

2 3

4 5

Sentence

1
